



Financial Results
for the 3rd Quarter of the FY2021
(April 1, 2020- December31, 2020)

January 27, 2021

 **SHIKOKU CHEMICALS CORPORATION**

Code number : 4099



Contents

Corporate Profile	...	3
Highlights of Financial Results for the 3Q of FY2021	...	4
Financial Results Trend (consolidated and quarter)	...	5
Sales Trends by Region	...	6
Progress report	...	7
Assets / Liabilities, and a total equity (consolidated)	...	8
Sales and Profit by Business segments	...	9~10
Chemicals operations segment	...	11~12
Housing Materials operations segment	...	13~14
Sales / Operating Income Trend (consolidated)	...	15

Corporate Profile

▼ Company overview

- Company name SHIKOKU CHEMICALS CORPORATION
- Incorporated October 10, 1947
- Lines of Business The Company was established in Marugame, Kagawa Prefecture, as a producer of carbon disulfide.
〔Chemical operations〕Inorganic Chemicals, Organic Chemicals, Fine Chemicals
〔Housing Materials operations〕Interior, Exterior Finishes and Paving Materials, Home Exterior Products, Decorative Exterior Products
- R&D, Plant Facilities 1 R&D, 7 Plants
- Directory 〔Japan〕2 branches, 7 sales offices 〔Overseas〕U.S.A, China (Shanghai, Shenzhen), Taiwan, Singapore
- Capital 6,867 million yen
- Number of employees Consolidated 1,217 Non-Consolidated 632 (As of September 30, 2020)

▼ Share of stock

- Issued Shares 56 million shares
- Number of Shareholders 4,128 (As of September 30, 2020)

▼ SHIKOKU CHEMICALS CORPORATION Group

〔Japan〕10 consolidated subsidiaries

〔Overseas〕one consolidated subsidiary and one unconsolidated subsidiary

SHIKOKU INTERNATIONAL CORPORATION
Nippon Ryutan Kogyo Co., Ltd.
Shikoku Environmental Business Company
Shikoku Analytical Laboratories
SHIKOKU KOSAN CORPORATION

SHIKOKU KEIZAI CORPORATION
SHIKOKU KEIZAI KANTO CORPORATION
NIHON KOHKI CORPORATION
SHIKOKU SYSTEM KOHBOH CORPORATION
Shikoku Foods & Trading Company
Shikoku Foods & Insurance Service Co., Ltd.
Shikoku (Shanghai) Co., Ltd.

Highlights of Financial Results for the 3Q of FY2021

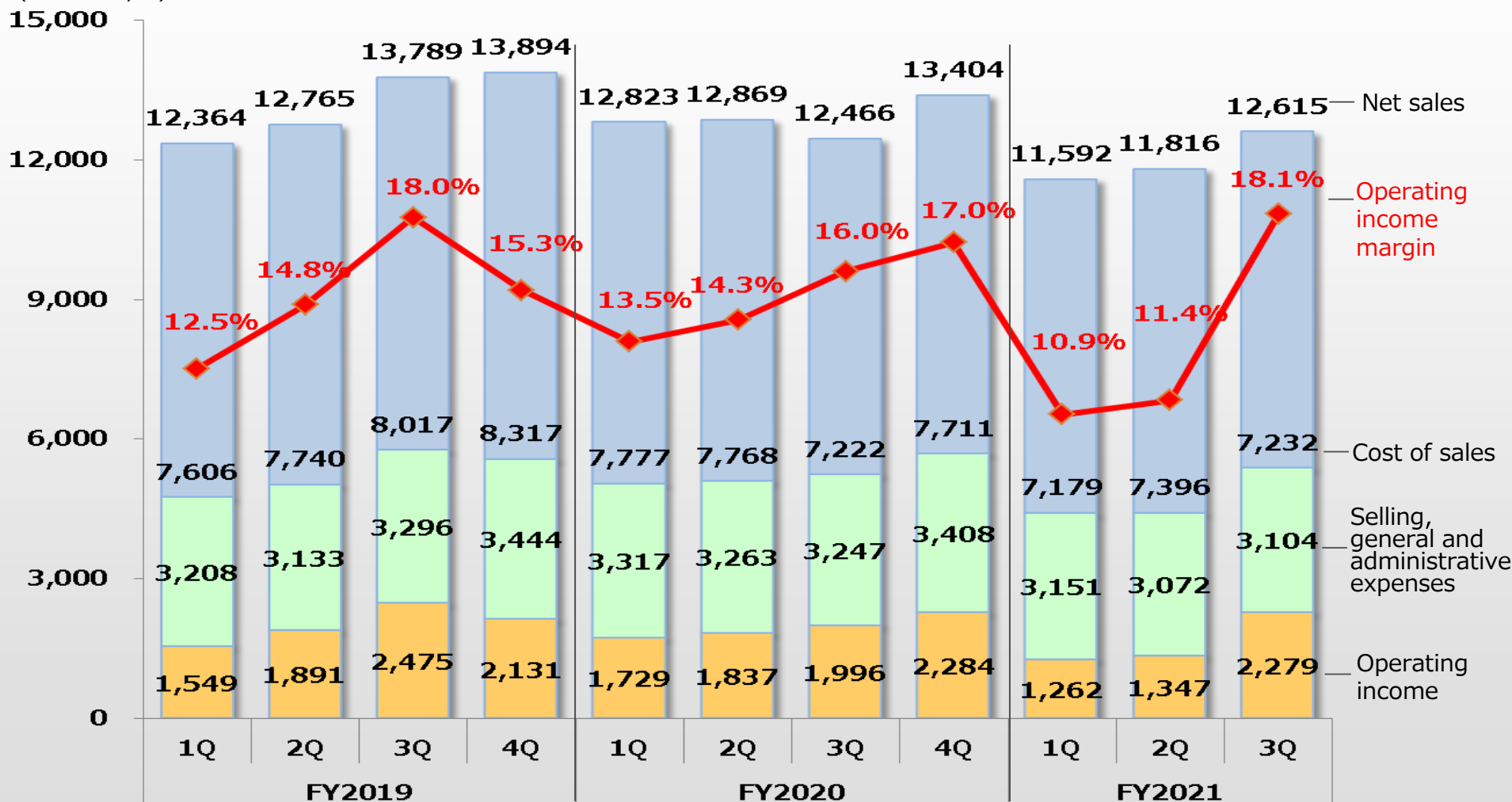
(Millions of yen)

	Consolidated cumulative 3Q				Increase of amount	Changes
	FY2020		FY2021			
	Amount	Percentage	Amount	Percentage		
Net sales	38,160	100.0%	36,024	100.0%	▲ 2,136	▲5.6%
Operating Income	5,564	14.6%	4,888	13.6%	▲ 676	▲12.2%
Ordinary income	5,760	15.1%	5,206	14.5%	▲ 554	▲9.6%
Net income attributable to owners of the parent	4,027	10.6%	3,911	10.9%	▲ 115	▲2.9%
Exchange rate (USD)	109		106			
Exchange rate (EUR)	122		121			

The exchange rates given above are average rates for the period from April to December.

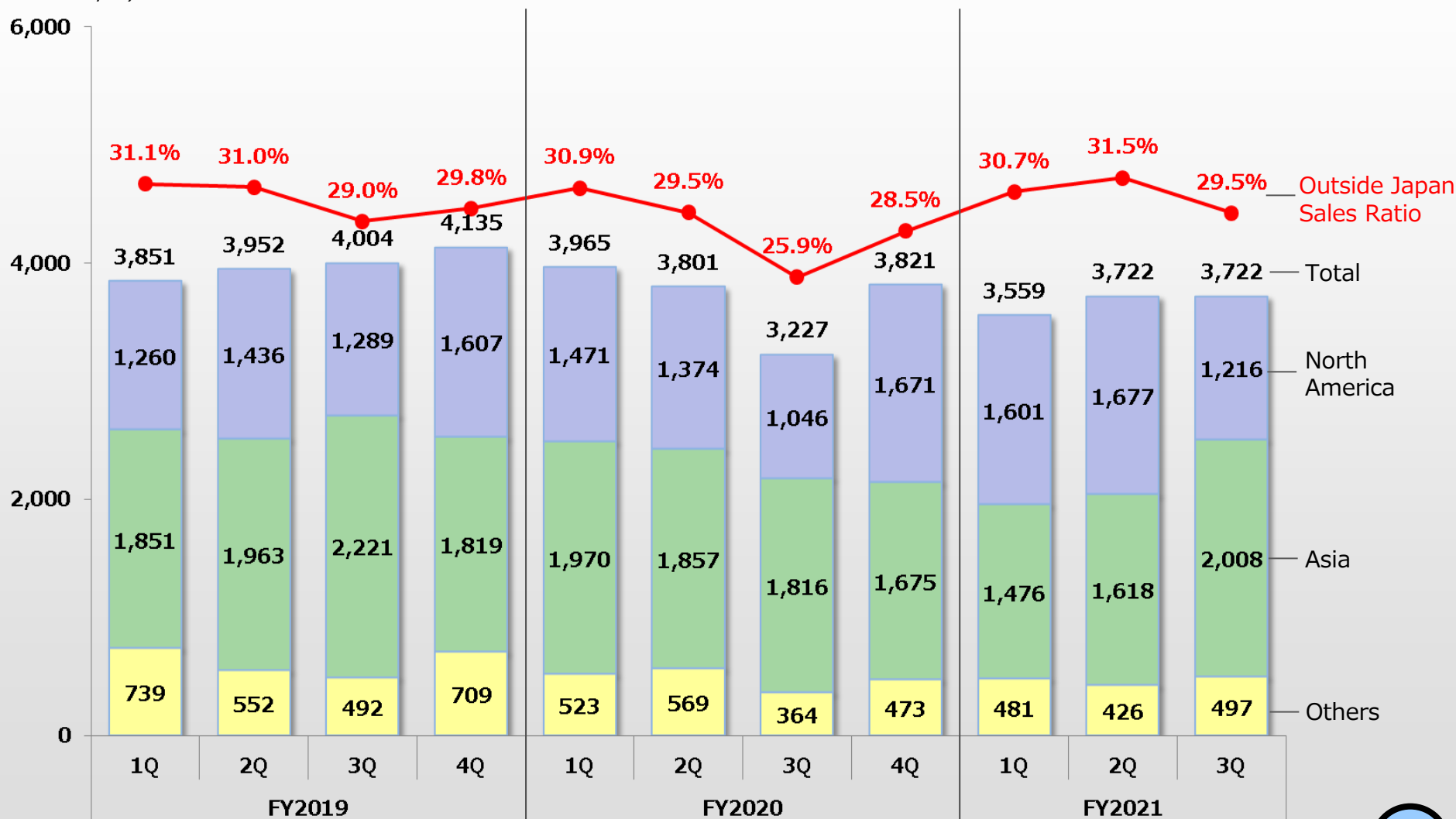
Financial Results Trend (consolidated and quarter)

(Millions of yen)



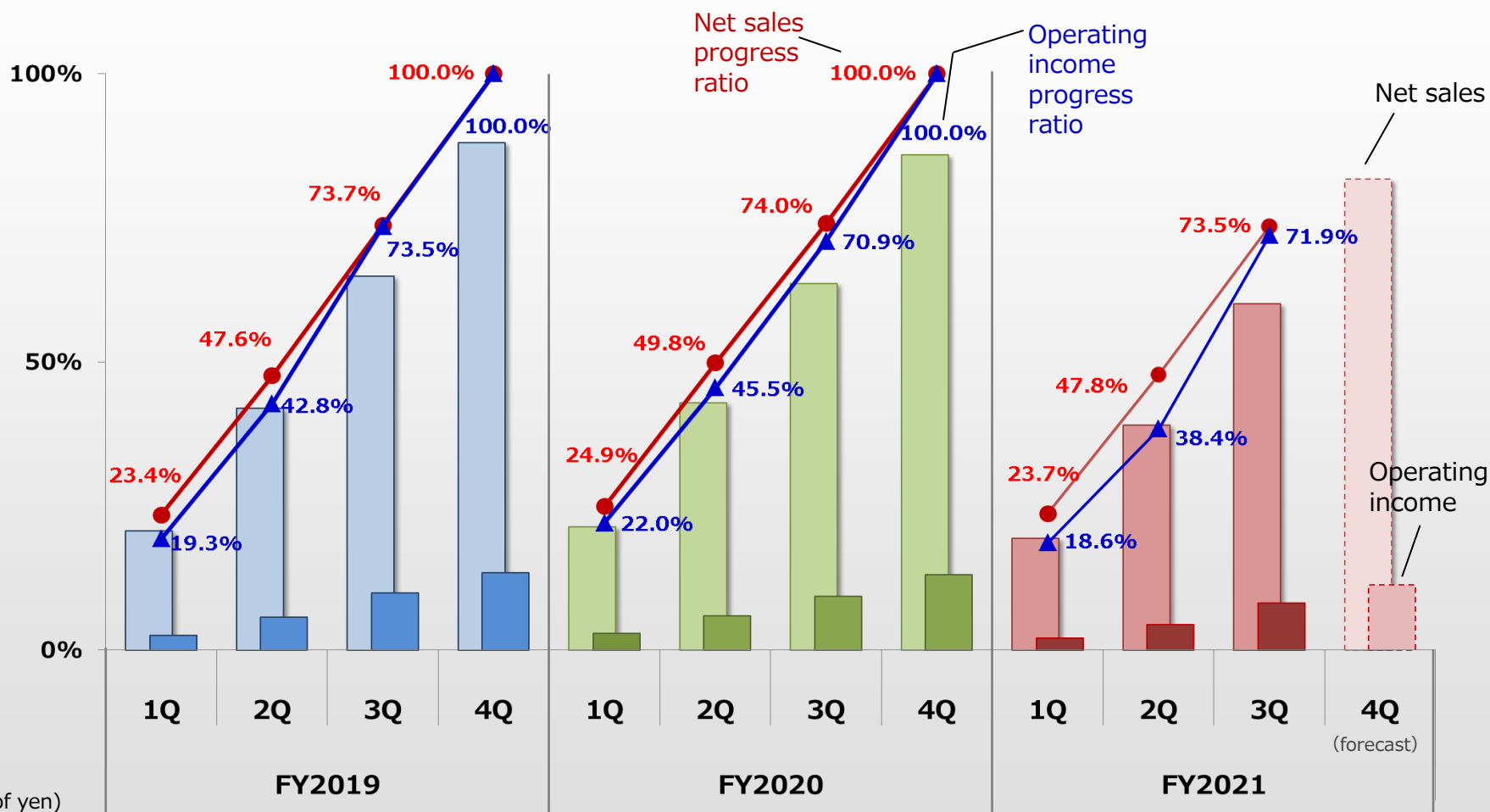
Sales Trends by Region

(Millions of yen)



Progress report

← Progress rate to full-year result → ← Progress rate to full-year forecast →



Note : Revisions to the consolidated earnings forecasts most recently announced : No

Assets / Liabilities, and a total equity (consolidated)

(Millions of yen)

120,000

100,000

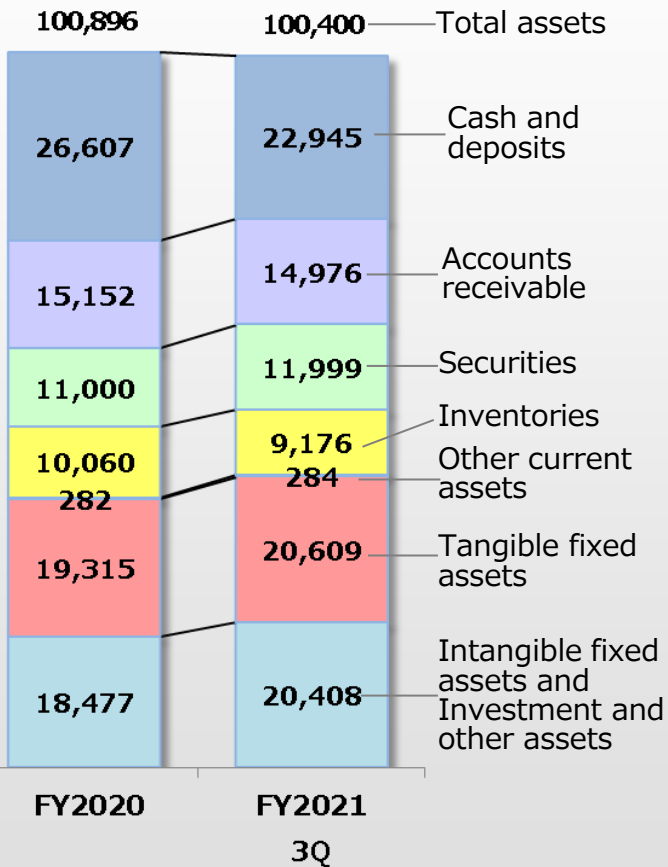
80,000

60,000

40,000

20,000

0



(Millions of yen)

120,000

100,000

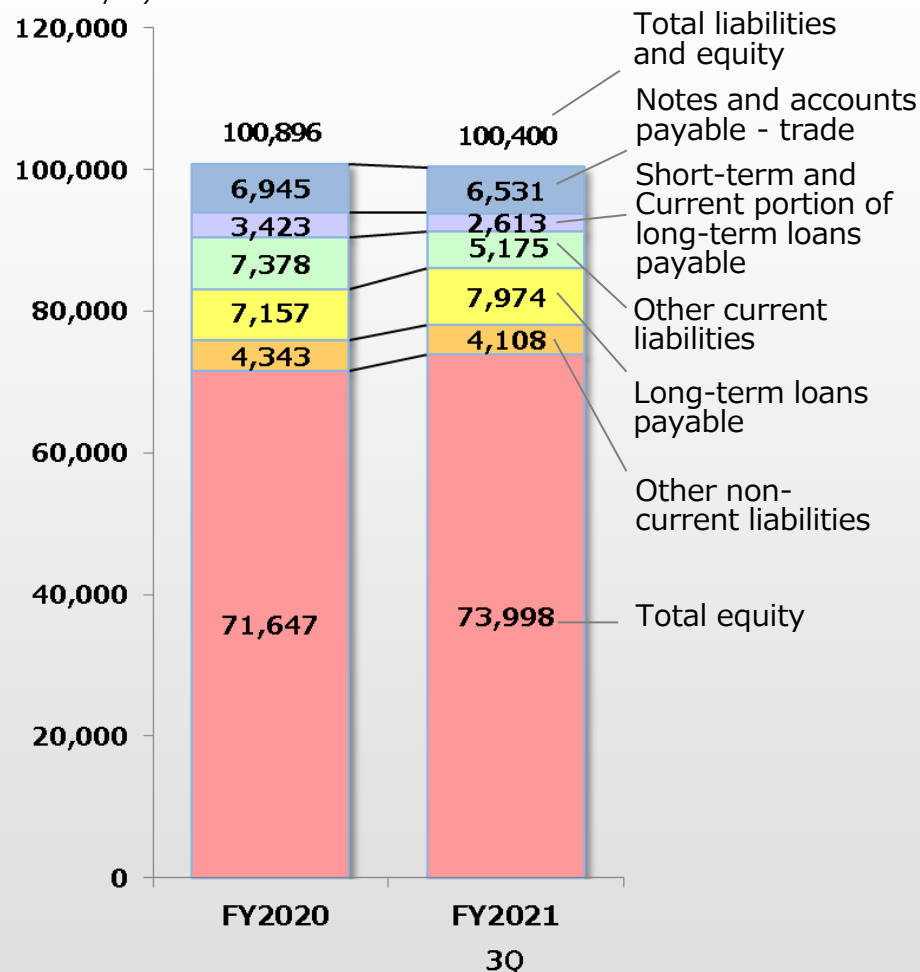
80,000

60,000

40,000

20,000

0

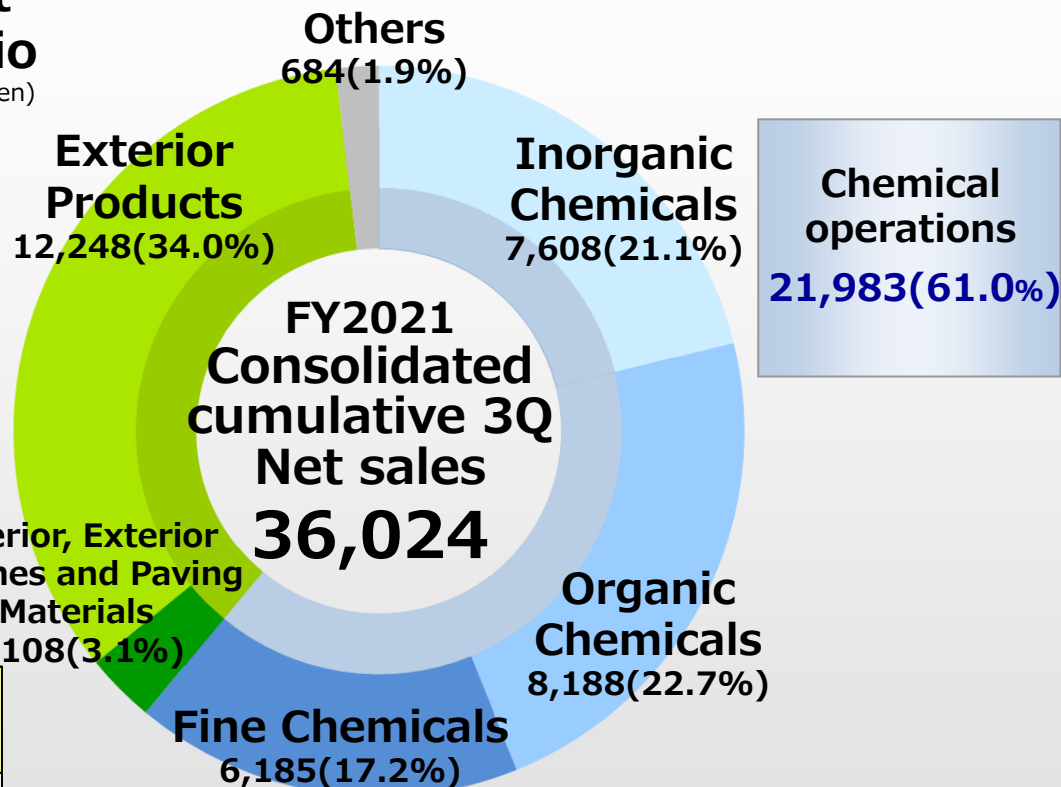


interest-bearing debt (millions of yen)	10,838	10,859
net interest-bearing debt (millions of yen)	▲ 15,769	▲ 12,086
Equity ratio (%)	70.2%	72.9%

Sales and Profit by Business segments

■ Sales amount constituent ratio

(Millions of yen)

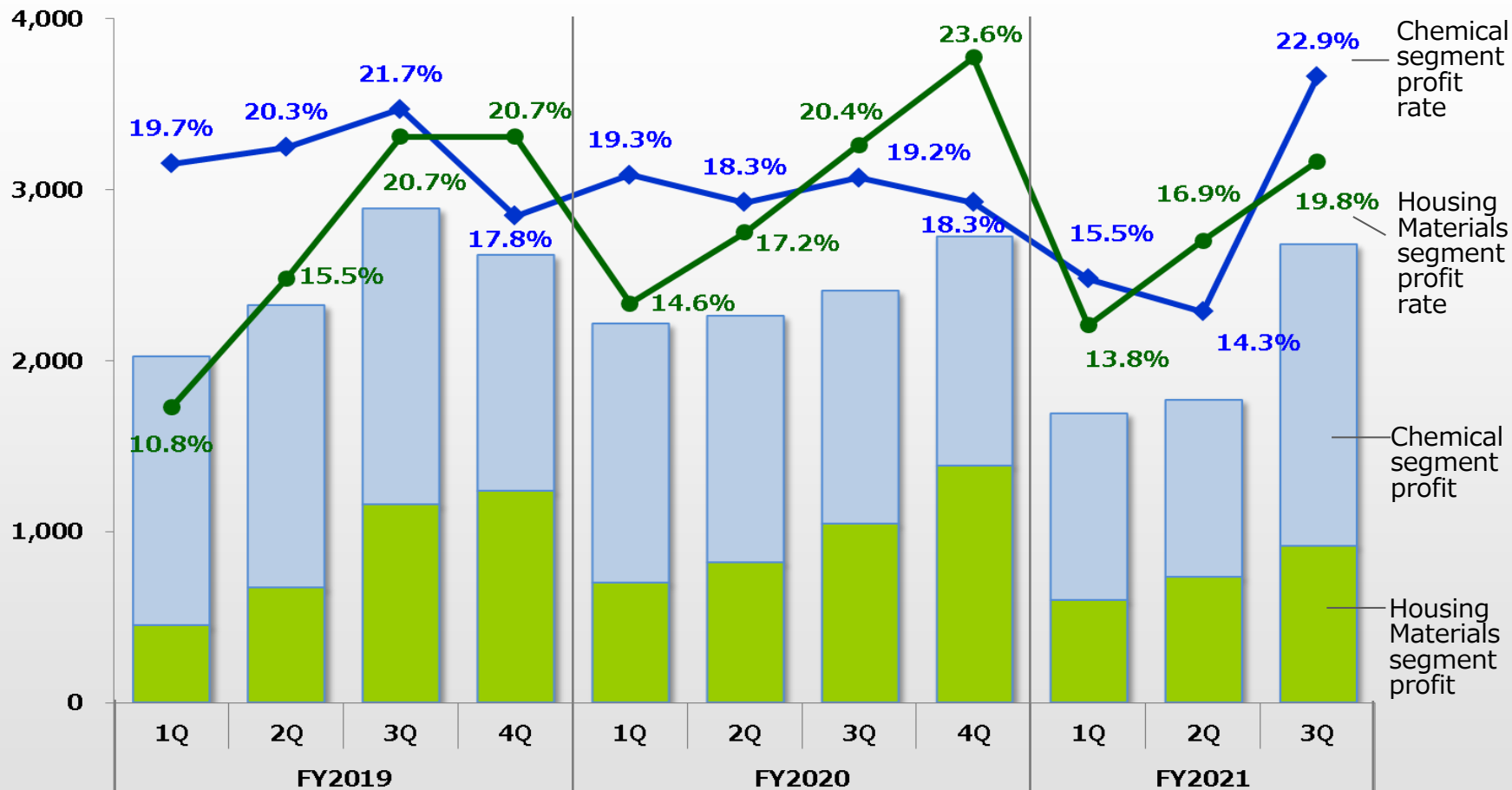


■ Segment information (Millions of yen)

	Consolidated cumulative 3Q		Increase of amount	Changes
	FY2020	FY2021		
Net sales				
Chemical operations	22,832	21,983	▲ 849	▲3.7%
Housing Materials operations	14,731	13,356	▲ 1,374	▲9.3%
Segment profit				
Chemical operations	4,317	3,892	▲ 424	▲9.8%
Housing Materials operations	2,575	2,256	▲ 319	▲12.4%

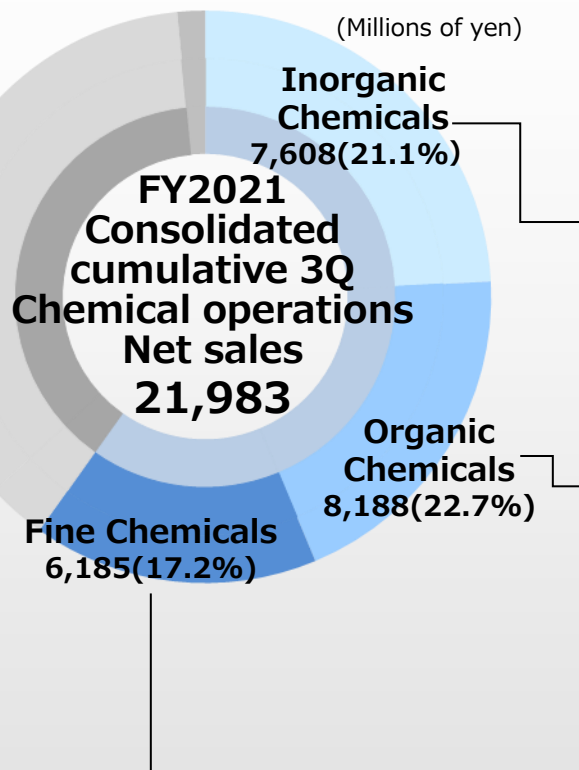
Sales and Profit by Business segments (consolidated and quarter)

(Millions of yen)



Chemical operations net sales	8,024	8,132	7,988	7,734	7,854	7,885	7,092	7,317	7,051	7,245	7,686
Housing Materials operations net sales	4,193	4,350	5,593	5,986	4,821	4,772	5,137	5,888	4,362	4,349	4,644
Chemical segment profit	1,577	1,652	1,731	1,377	1,514	1,440	1,362	1,338	1,093	1,038	1,761
Housing Materials segment profit	452	673	1,160	1,241	704	822	1,048	1,390	601	735	919

Chemicals operations segment



【 Main products 】

- **Insoluble sulfur**
Vulcanizing agent for rubber
- **Carbon Disulfide**
- **Sodium Sulfate**
- **Sodium carbonate**




【 Main products 】

- **Cyanuric acid derivatives**
for swimming pool and septic tank disinfectants
- **Hipolka**



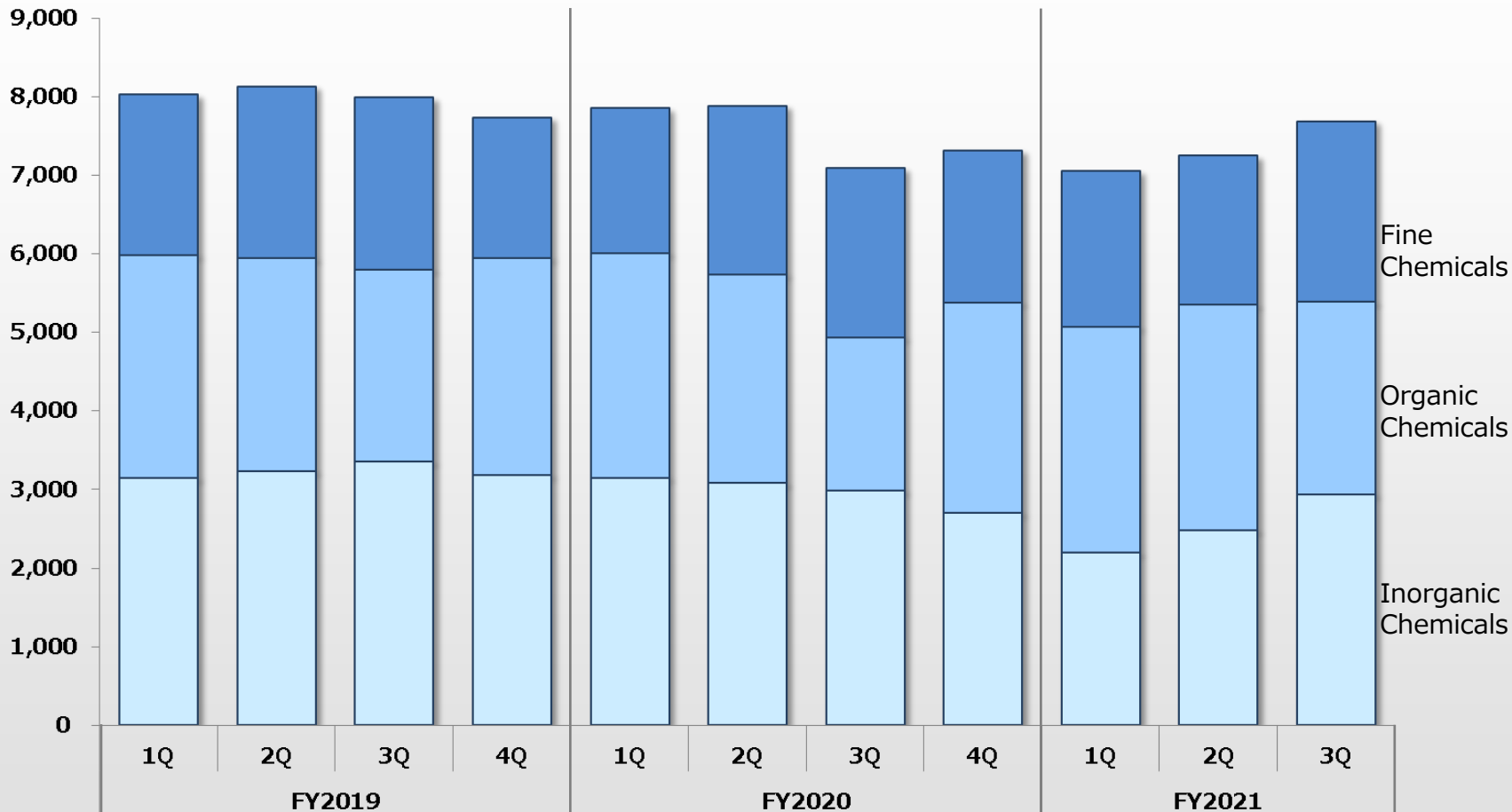
【 Main products 】

- **Gliccoat-SMD**
Heat-resistant OSP (Organic Solderability Preservative) for printed wiring boards
- **Imidazoles**
Imidazole derivatives for an epoxy resin curing agent and a raw material for pharmaceuticals and other applications; modifiers for high-added-value resins
- **THEIC**



Sales Trend of Chemical operations (consolidated and quarter)

(Millions of yen)



Fine Chemicals	2,044	2,190	2,188	1,790	1,844	2,148	2,159	1,937	1,984	1,898	2,303
Organic Chemicals	2,839	2,707	2,450	2,761	2,859	2,659	1,948	2,679	2,877	2,867	2,444
Inorganic Chemicals	3,140	3,233	3,350	3,183	3,149	3,077	2,984	2,700	2,189	2,479	2,939

Housing Materials operations segment

【Main products】

■ Home Exterior Products

gates, fences , garage and accordion gate

■ Decorative Exterior Products

large gates and fences , shelter, bicycle parking, garbage collection container and Greening system

【Main products】

■ Interior, Exterior Finishes and Paving Materials

(Millions of yen)

Exterior Products

12,248(34.0%)

FY2021
Consolidated
cumulative 3Q
Housing Materials
operations net
sales
13,356

Interior, Exterior
Finishes and Paving
Materials
1,108(3.1%)



“ALPHAGRAN” (facade)



“Fun roof” (terrace)

Sales Trend of Housing Materials operations (consolidated and quarter)

(Millions of yen)

7,000

6,000

5,000

4,000

3,000

2,000

1,000

0

1Q

2Q

3Q

4Q

1Q

2Q

3Q

4Q

1Q

2Q

3Q

FY2019

FY2020

FY2021

Exterior
ProductsInterior,
Exterior
Finishes
and Paving
Materials

Exterior Products

3,746

3,926

5,147

5,547

4,401

4,355

4,705

5,492

4,007

3,994

4,247

Interior, Exterior Finishes
and Paving Materials

446

423

446

438

419

417

431

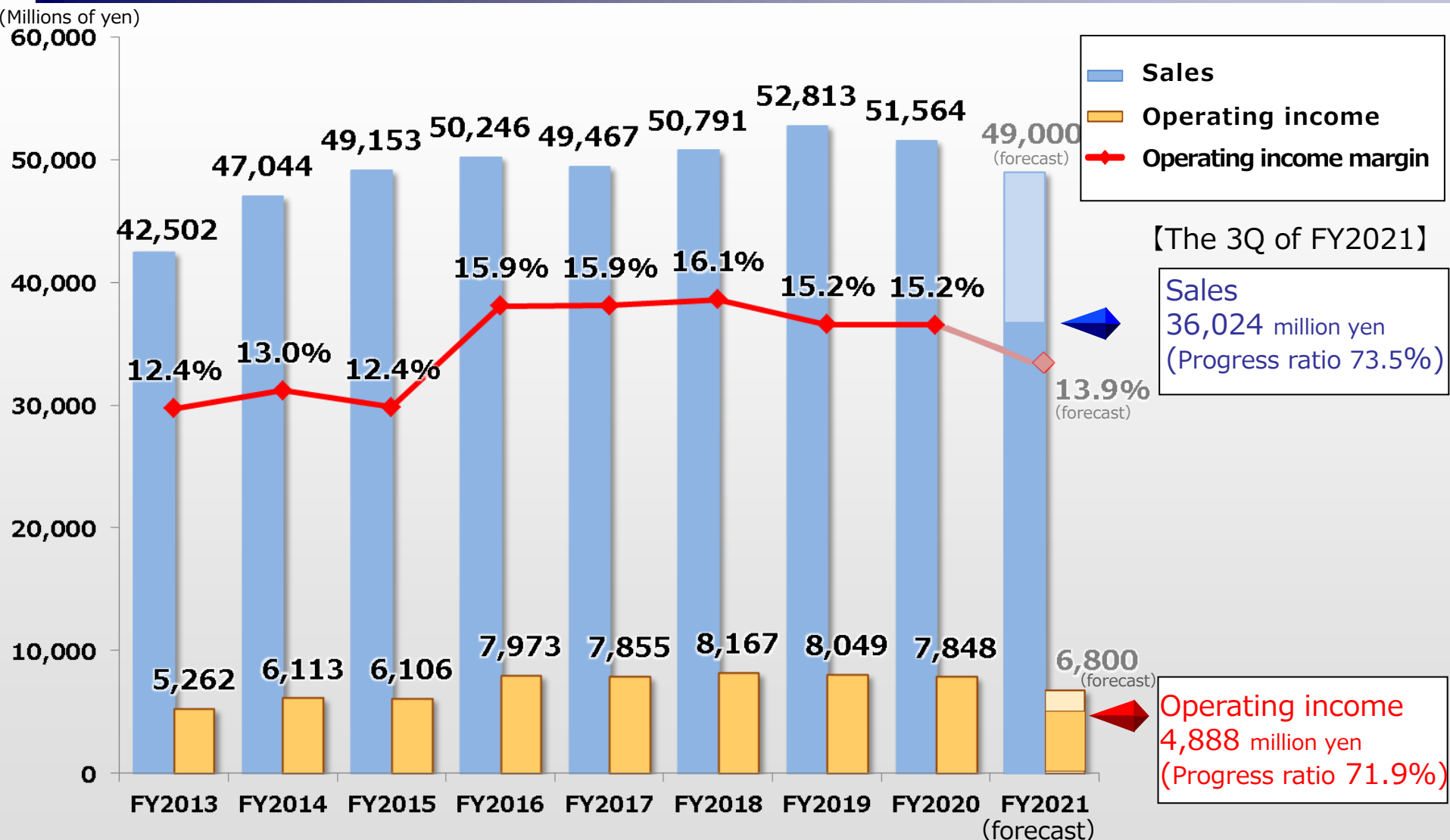
396

355

355

397

Sales/Operating Income Trend (consolidated)



Note : Revisions to the consolidated earnings forecasts most recently announced : No

Contact Information

Corporate planning department,
Shikoku Chemicals Corporation

TEL : **+81-(0)877-21-4119**

FAX : **+81-(0)877-22-4119**

www.shikoku.co.jp

[Note regarding this document]

Forward-looking statements or projections mentioned in this document, including earnings are based on currently available information and actual results may differ from the projection due to various factors.

Further, the purpose of this material is to provide information to the investors, and not to serve as a recommendation to buy or to sell. Please note that Shikoku Chemical Corporation will not be responsible for the consequences of investments etc.