

Financial Results for the 1st Quarter of the FY2022 (April 1, 2021-June 30, 2021)

July 30, 2021

 **SHIKOKU CHEMICALS CORPORATION**

Code number : 4099



Contents

Corporate Profile	...	3
Highlights of Financial Results for the 1Q of FY2022	...	4
Financial Results Trend (consolidated and quarter)	...	5
Sales Trends by Region (consolidated and quarter)	...	6
Progress report (consolidated and quarter)	...	7
Assets / Liabilities, and a total equity (consolidated)	...	8
Sales and Profit by Business segments	...	9~10
Chemicals operations segment	...	11~12
Housing Materials operations segment	...	13~14
Sales / Operating Income Trend (consolidated)	...	15

Corporate Profile

▼ Company overview

- Company name SHIKOKU CHEMICALS CORPORATION
- Incorporated October 10, 1947
- Lines of Business The Company was established in Marugame, Kagawa Prefecture, as a producer of carbon disulfide.
〔Chemical operations〕Inorganic Chemicals, Organic Chemicals, Fine Chemicals
〔Housing Materials operations〕Interior, Exterior Finishes and Paving Materials, Exterior Products
- R&D, Plant Facilities 1 R&D, 7 Plants
- Directory 〔Japan〕2 branches, 7 sales offices 〔Overseas〕U.S.A, China (Shanghai, Shenzhen), Taiwan, Singapore
- Capital 6,867 million yen
- Number of employees Consolidated 1,194 Non-Consolidated 618 (As of March 31, 2021)

▼ Share of stock

- Issued Shares 55 million shares
- Number of Shareholders 4,136 (As of March 31, 2021)

▼ SHIKOKU CHEMICALS CORPORATION Group

〔Japan〕10 consolidated subsidiaries

〔Overseas〕one consolidated subsidiary and one unconsolidated subsidiary

SHIKOKU INTERNATIONAL CORPORATION
Nippon Ryutan Kogyo Co., Ltd.
Shikoku Environmental Business Company
Shikoku Analytical Laboratories
SHIKOKU KOSAN CORPORATION

SHIKOKU KEIZAI CORPORATION
SHIKOKU KEIZAI KANTO CORPORATION
NIHON KOHKI CORPORATION
SHIKOKU SYSTEM KOHBOH CORPORATION
Shikoku Foods & Trading Company
Shikoku Foods & Insurance Service Co., Ltd.
Shikoku (Shanghai) Co., Ltd. (Unconsolidated)

Highlights of Financial Results for the 1Q of FY2022

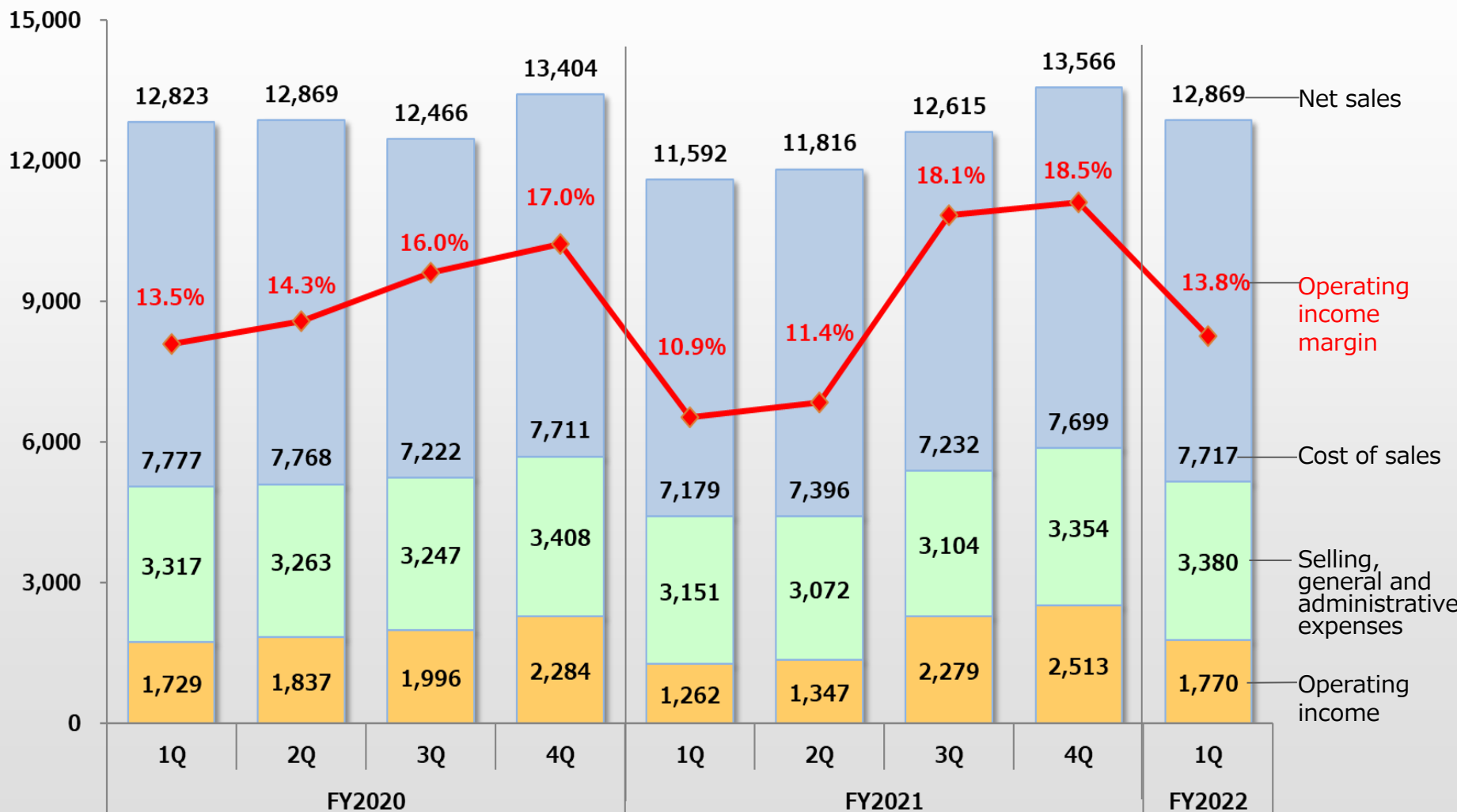
(Millions of yen)

	Consolidated cumulative 1Q				Increase of amount	Changes
	FY2021		FY2022			
	Amount	Percentage	Amount	Percentage		
Net sales	11,592	100.0%	12,869	100.0%	1,276	11.0%
Operating Income	1,262	10.9%	1,770	13.8%	508	40.3%
Ordinary income	1,441	12.4%	1,975	15.3%	534	37.1%
Net income attributable to owners of the parent	946	8.2%	1,351	10.5%	405	42.8%
Exchange rate (USD)	108		109			
Exchange rate (EUR)	118		131			

The exchange rates given above are average rates for the period from April to June.

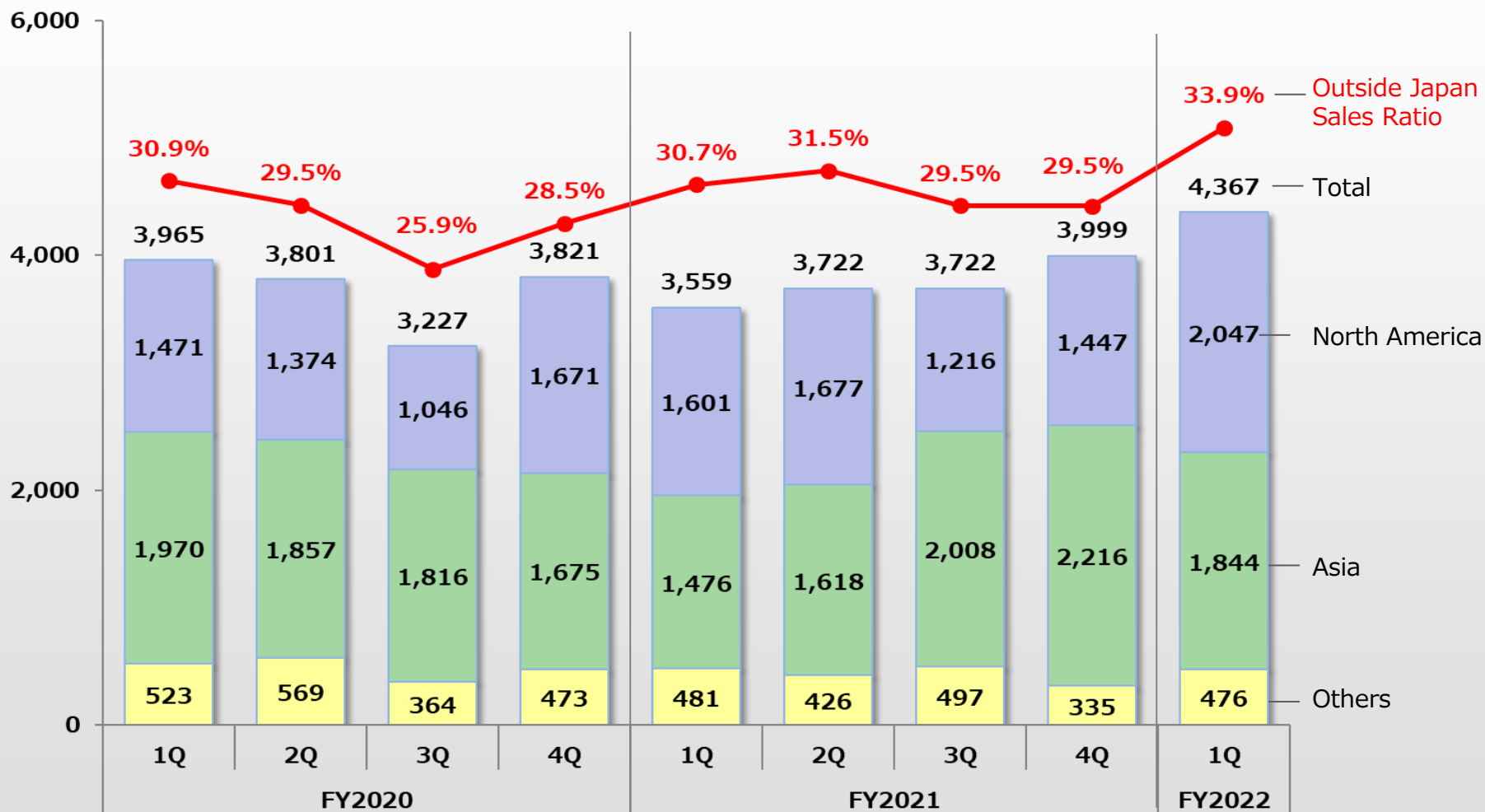
Financial Results Trend (consolidated and quarter)

(Millions of yen)



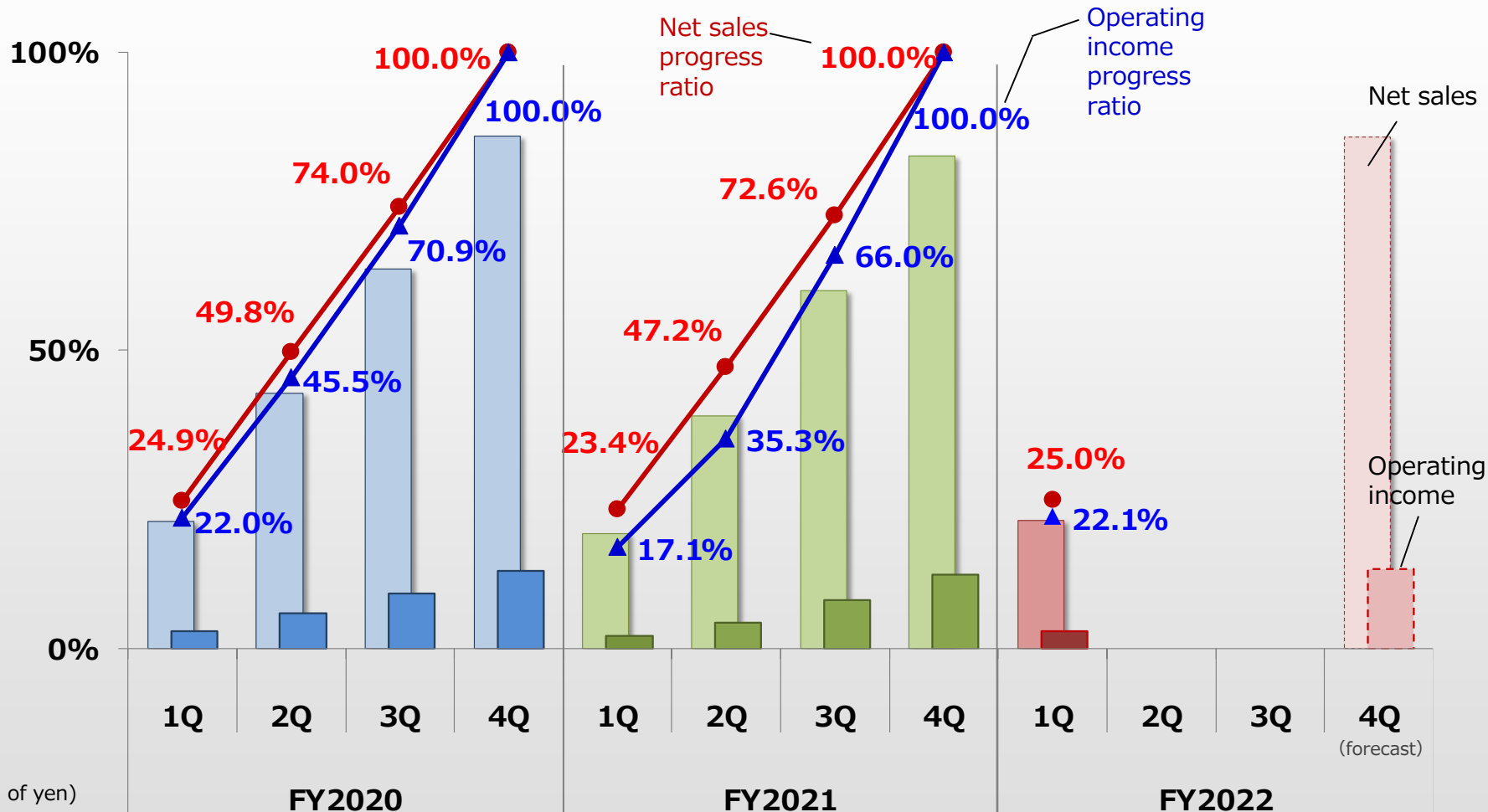
Sales Trends by Region (consolidated and quarter)

(Millions of yen)



Progress report (consolidated and quarter)

← Progress rate to full-year result → ← Progress rate to full-year forecast →



(Millions of yen)

FY2020

FY2021

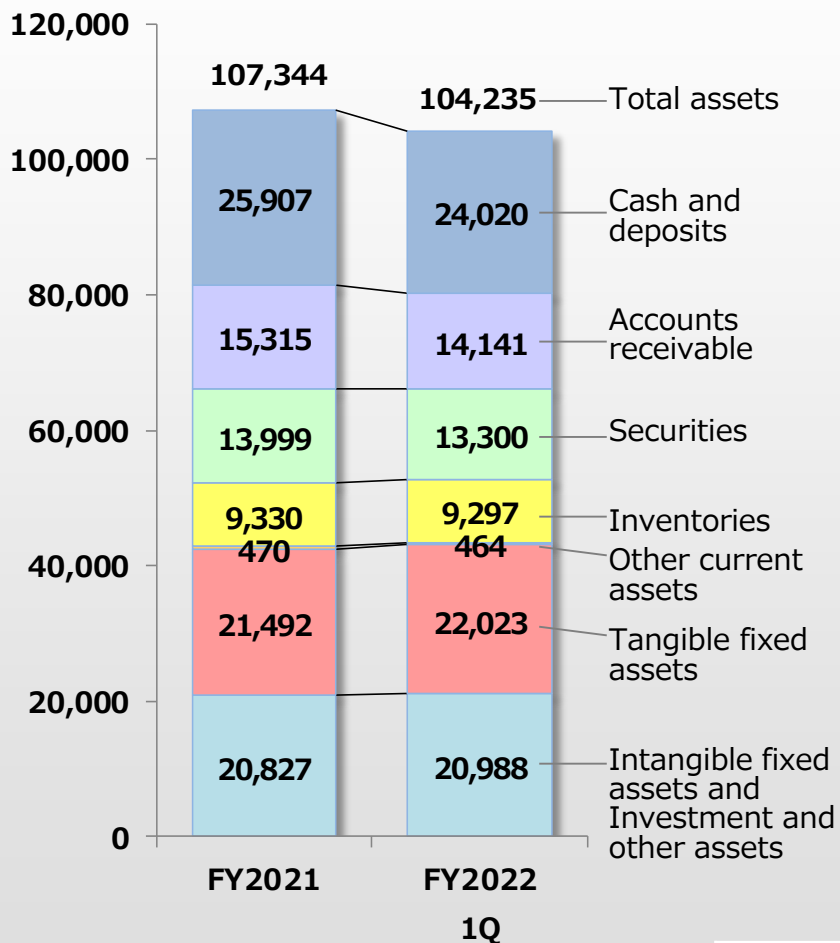
FY2022

Net sales	12,823	25,693	38,160	51,564	11,592	23,408	36,024	49,590	12,869			51,500
Operating income	1,729	3,567	5,564	7,848	1,262	2,609	4,888	7,401	1,770			8,000

Assets / liabilities, and a total equity (consolidated)

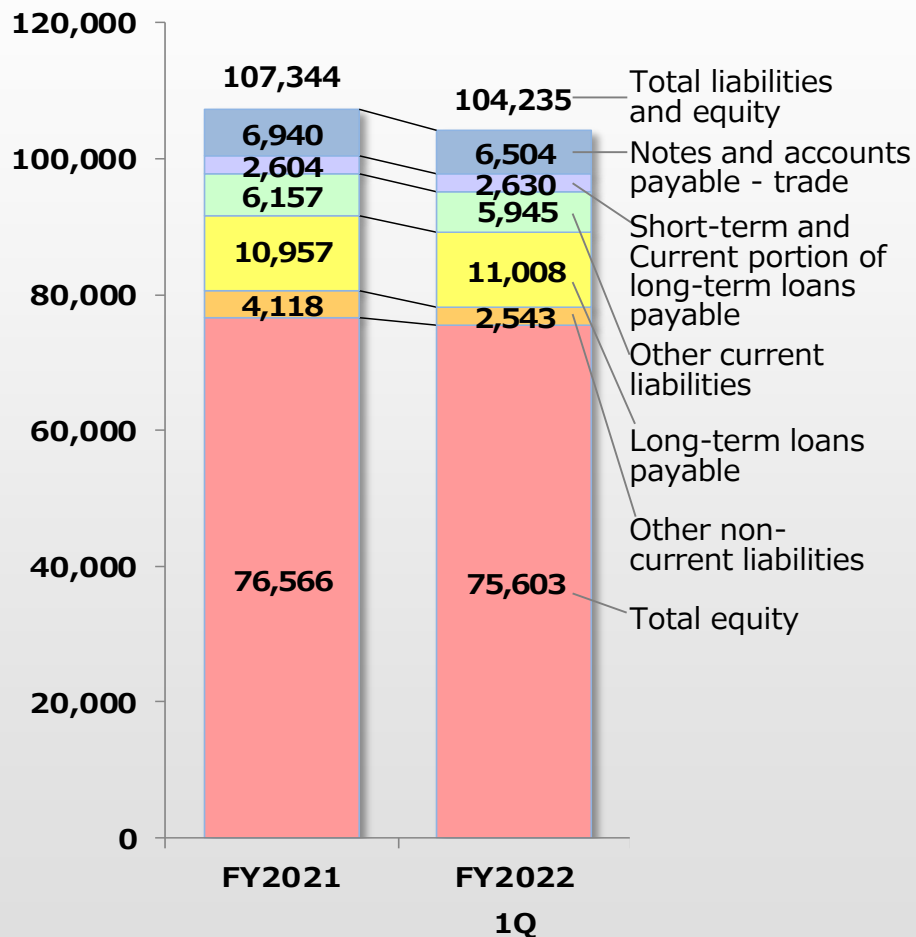
■ Assets

(Millions of yen)



■ Liabilities, and a total equity

(Millions of yen)

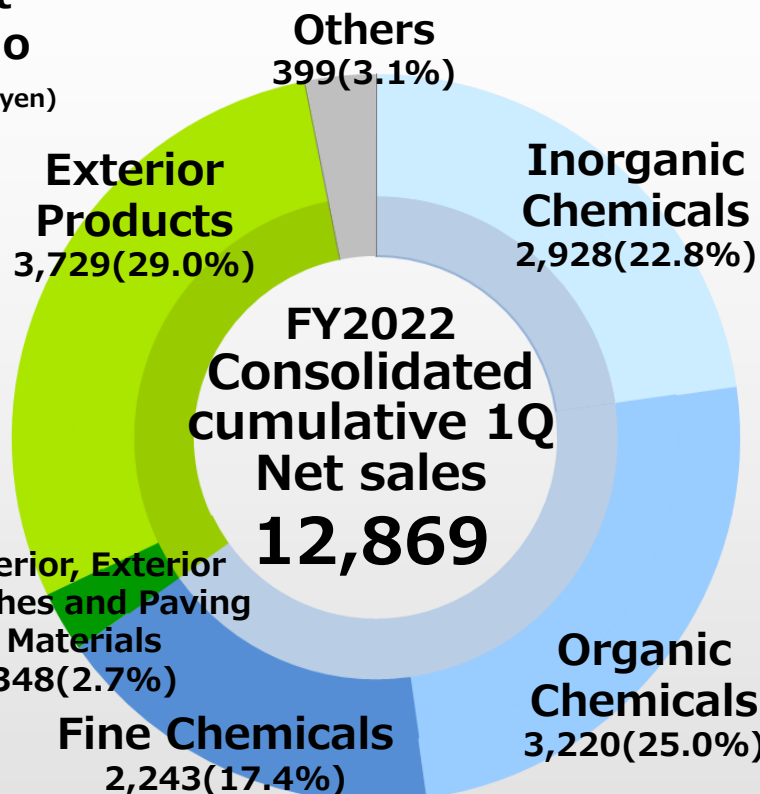


interest-bearing debt (millions of yen)	13,834	13,915
net interest-bearing debt (millions of yen)	▲ 12,072	▲ 10,104
Equity ratio (%)	70.5	71.7

Sales and Profit by Business segments

■ Sales amount constituent ratio

(Millions of yen)



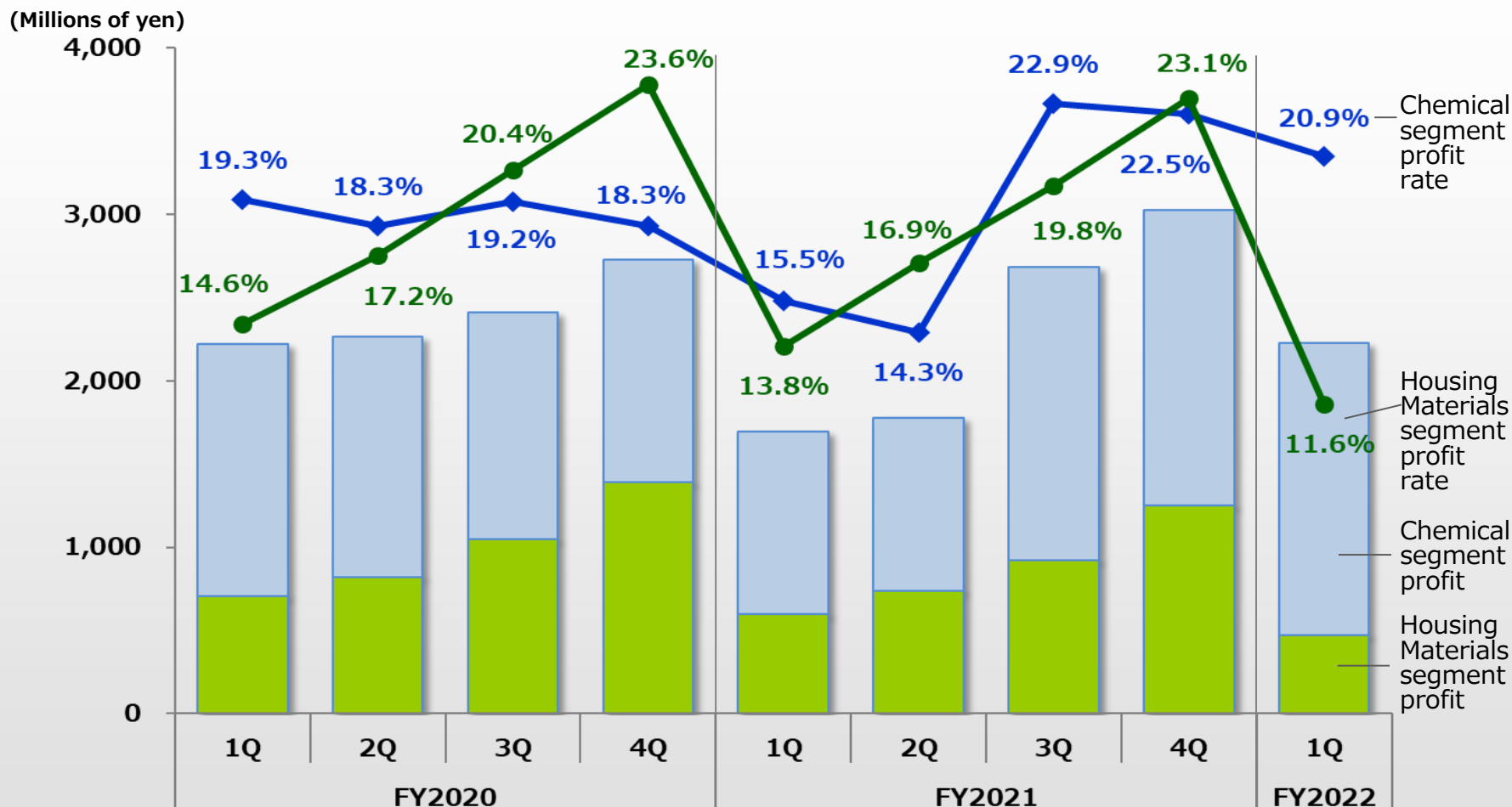
Chemical operations
8,391(65.2%)

■ Segment information

(Millions of yen)

	Consolidated cumulative 1Q		Increase of amount	Changes
	FY2021	FY2022		
Net sales				
Chemical operations	7,051	8,391	1,339	19.0%
Housing Materials operations	4,362	4,077	▲ 284	▲ 6.5%
Segment profit				
Chemical operations	1,093	1,753	660	60.4%
Housing Materials operations	601	474	▲ 126	▲ 21.1%

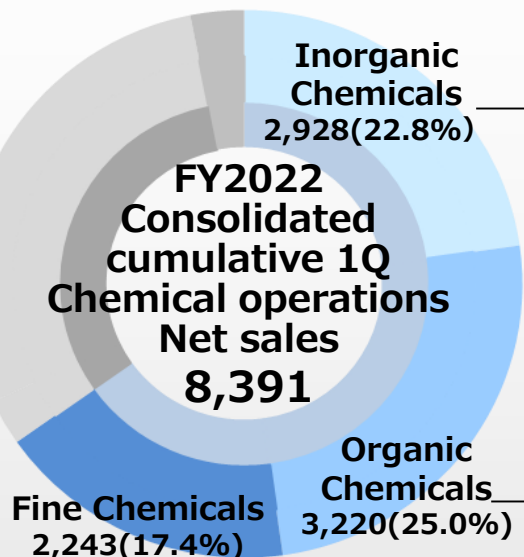
Sales and Profit by Business segments (consolidated and quarter)



Chemical operations net sales	7,854	7,885	7,092	7,317	7,051	7,245	7,686	7,867	8,391
Housing Materials operations net sales	4,821	4,772	5,137	5,888	4,362	4,349	4,644	5,404	4,077
Chemical segment profit	1,514	1,440	1,362	1,338	1,093	1,038	1,761	1,771	1,753
Housing Materials segment profit	704	822	1,048	1,390	601	735	919	1,249	474

Chemicals operations segment

(Millions of yen)



【 Main products 】

- **Insoluble sulfur**
Vulcanizing agent for rubber
- **Carbon Disulfide**
- **Sodium Sulfate**
- **Sodium carbonate**





【 Main products 】

- **Chlorinated isocyanuric acid**
for swimming pool and septic tank disinfectants
- **Hipolka**



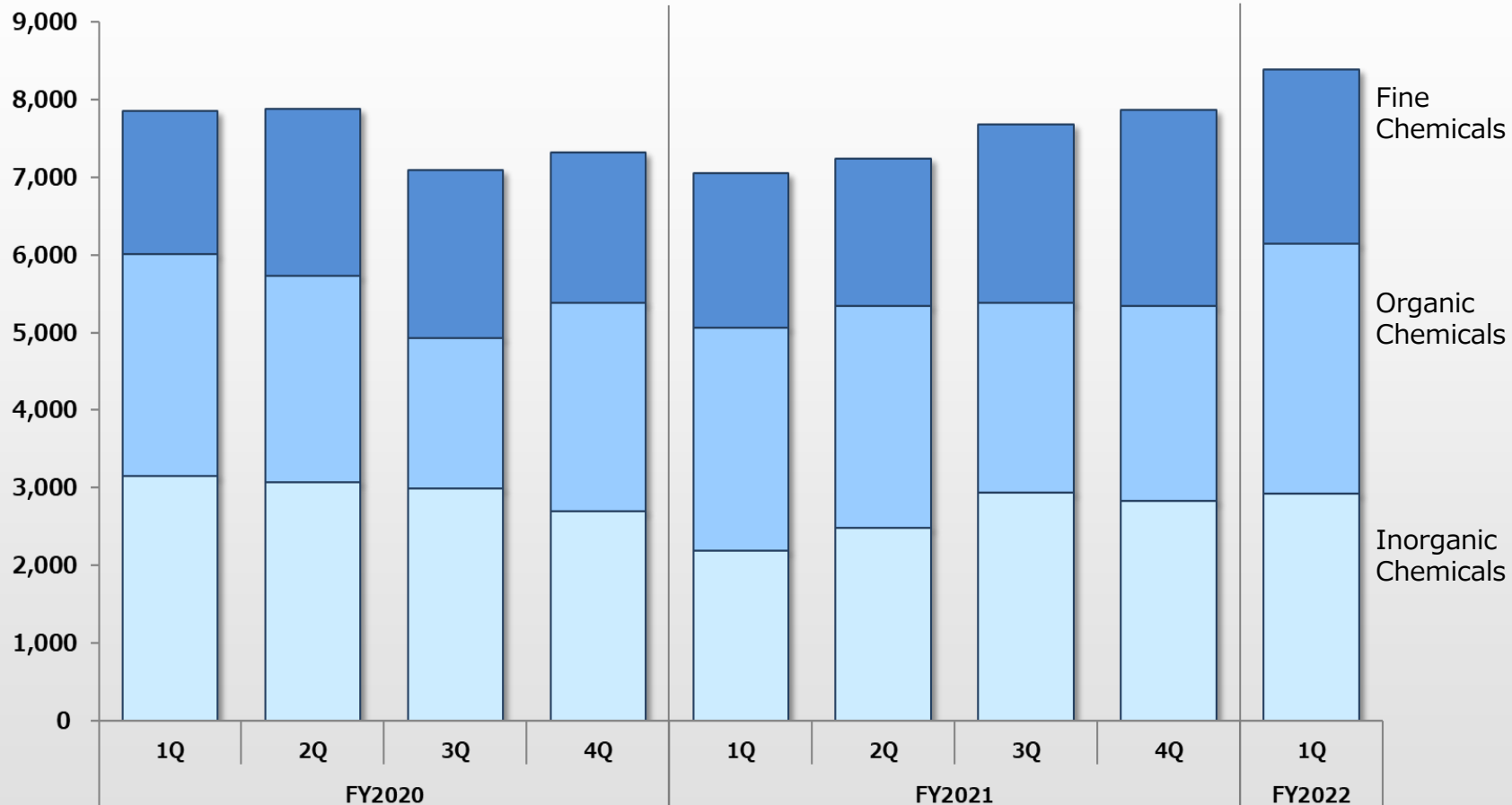
【 Main products 】

- **Gliccoat-SMD**
Heat-resistant OSP (Organic Solderability Preservative) for printed wiring boards
- **Imidazoles**
Imidazole derivatives for an epoxy resin curing agent and a raw material for pharmaceuticals and other applications; modifiers for high-added-value resins
- **THEIC**



Sales Trend of Chemical operations (consolidated and quarter)

(Millions of yen)



	FY2020				FY2021				FY2022
	1Q	2Q	3Q	4Q	1Q	2Q	3Q	4Q	1Q
Fine Chemicals	1,844	2,148	2,159	1,937	1,984	1,898	2,303	2,520	2,243
Organic Chemicals	2,859	2,659	1,948	2,679	2,877	2,867	2,443	2,520	3,220
Inorganic Chemicals	3,149	3,077	2,984	2,700	2,189	2,479	2,939	2,826	2,928

Housing Materials operations segment

【Main products】

■ Home Exterior Products

gates, fences, garage and accordion gate

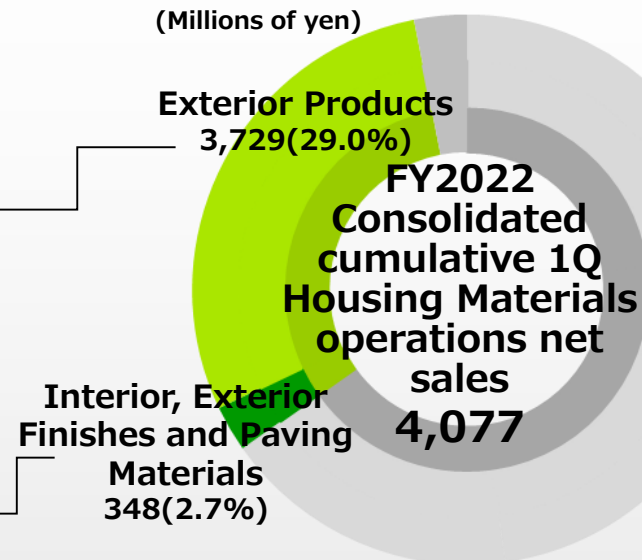
■ Decorative Exterior Products

large gates and fences, shelter, bicycle parking, garbage collection container and Greening system


【Main products】

■ Interior, Exterior Finishes and Paving Materials

(Millions of yen)



large gates



Interior



“Fun roof” (terrace)



GOOD DESIGN
AWARD 2019

Sales Trend of Housing Materials operations (consolidated and quarter)

(Millions of yen)

7,000

6,000

5,000

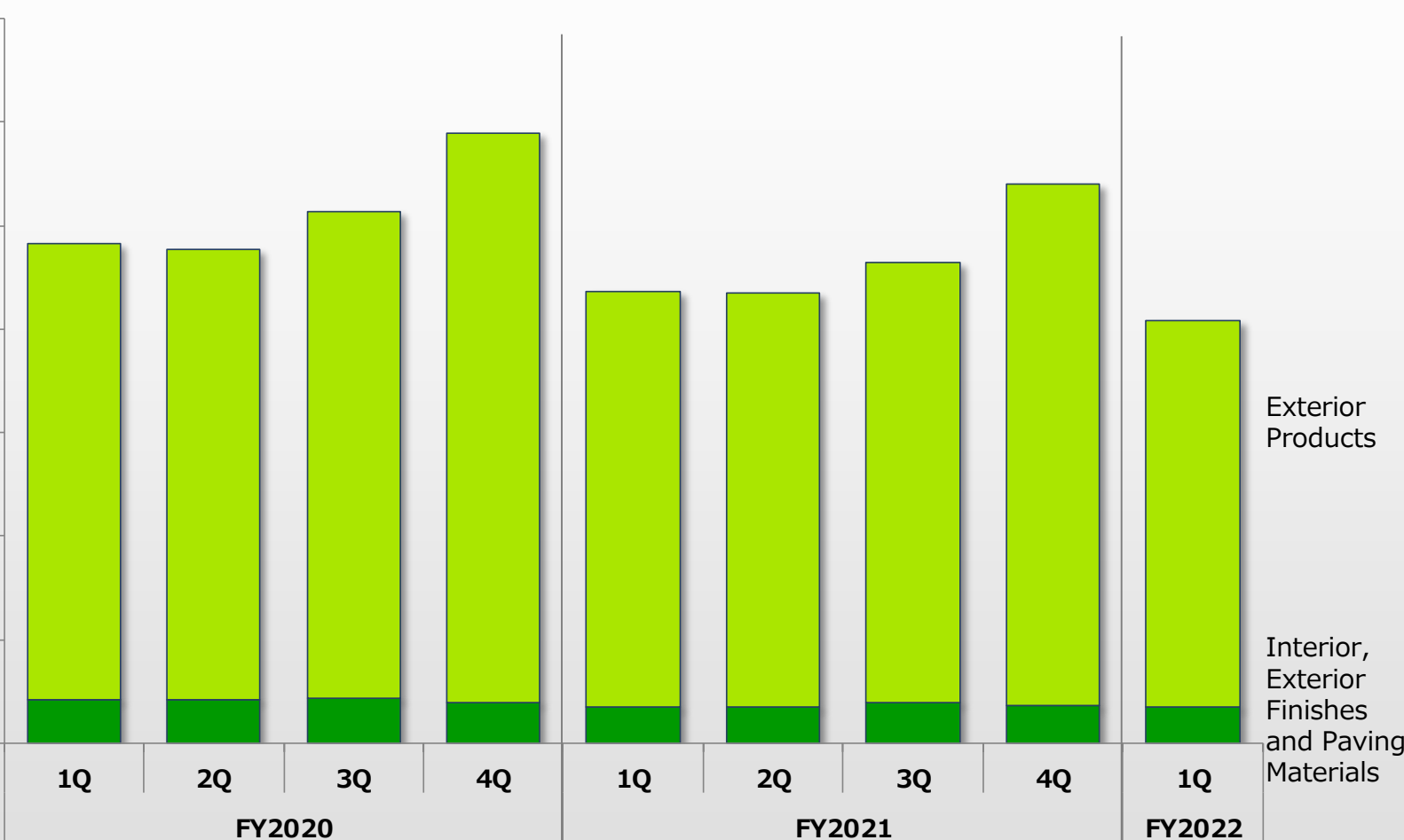
4,000

3,000

2,000

1,000

0



Exterior Products

4,401

4,355

4,705

5,492

4,007

3,994

4,247

5,037

3,729

Interior, Exterior Finishes and Paving Materials

419

417

431

396

355

355

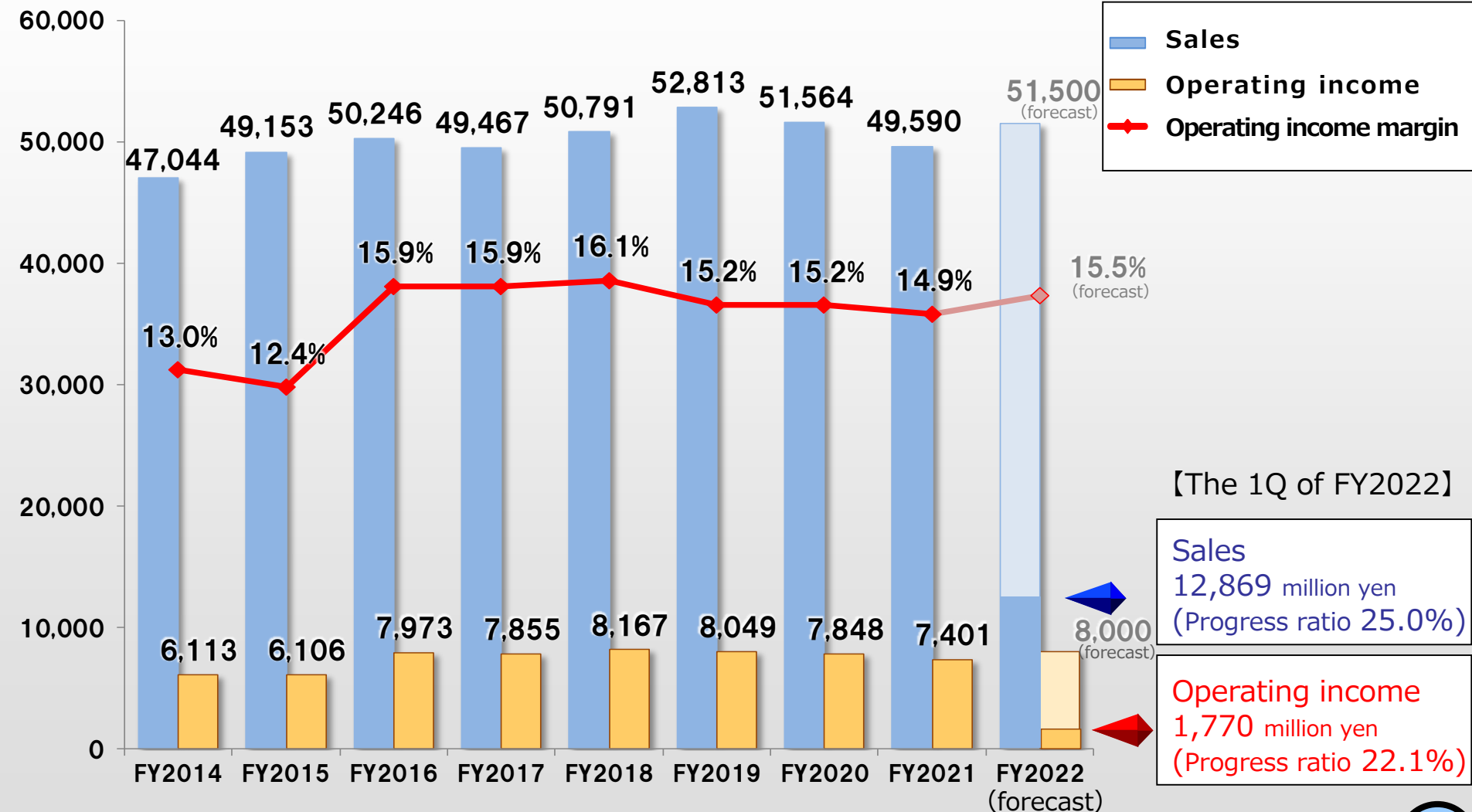
397

367

348

Sales/Operating Income Trend (consolidated)

(Millions of yen)



Contact Information

Corporate planning department,
SHIKOKU CHEMICALS CORPORATION

TEL : **+81-(0)877-21-4119**

FAX : **+81-(0)877-22-0411**

www.shikoku.co.jp

[Note regarding this document]

Forward-looking statements or projections mentioned in this document, including earnings are based on currently available information and actual results may differ from the projection due to various factors.

Further, the purpose of this material is to provide information to the investors, and not to serve as a recommendation to buy or to sell. Please note that Shikoku Chemical Corporation will not be responsible for the consequences of investments etc.